

AL TSA Titan Ex Floodlight



EXPLOSION PROOF SERIES



PRODUCT OVERVIEW

The **AL TSA TITAN Ex Flood** is designed for spaces with high aesthetic appeal & Industrial Enviroments and is perfectly suitable for Zone 1&2,21&22 Enviroments.The Ex Flood is efficient with crisp white Light output, Offering high efficiency drivers and LED Chipsets.

With an Isolated LED compartment which allows with reducing High temperatures,

The Luminaire provides low operational costs in Hard and heavy Industrial Applications.

Offering multiple beam angles with Exceptional high performance, high quality and energy efficiency.

Quality comes standard...



Hours
LIFESPAN



IP66
WEATHERPROOF



Low
MAINTENANCE



Year
WARRANTY



Product
CERTIFICATION

APPLICATIONS

Oil & Gas Industries

Pharmaceutical Industries

Waste and Sewage Facilities

Chemical, Petrochemical

Pulp and Paper

Power Generation

FEATURES

Zone 1&2

Tempreture Reduction

Die Cast Aluminium Housing

Zone 21&22

Ex-Proof Design

Tempered Glass

Multiple Beam Angles

Energy Efficient

Silicone Rubber Gasket

Isolated LED Compartment

Low Glare Rate

IP66 Ingress Protection

Titan Ex Floodlight

MECHANICAL & ELECTRICAL DATA

Rated Voltage	100-240VAC, 50-60Hz	Colour Rendering CRI:	70 (±2)
Power Consumption:	20-80W 100-120W 150-200W 240-300W	Colour Temp.	5500K 6000K
Power Factor	>0.95	Beam Angles:	120° Standard (60°190°) Optional
Terminal:	2.5mm	Luminaire Efficacy	120lm/W 130lm/W
THD	<20%	Lifespan	50 000hrs
Efficiency	92%	Glare Index	UGR22 (Standard)
Operating Temp.	-20°C ~ 50°C	MacAdams Value	<4
Electrical Class	Class I	Warranty	5-Year Standard
Failure Rate	<3%		
Beam Angle	60, 90,120°		
Certifications	ATEX, CNEX CE		
	RoHs, ISO9001		
Driver Type	Meanwell		
Degree Of Protection	IP66	Cable Entry:	G 3/4"
Mounting Options:	Ceiling,Wall Bracket; Pendant		

ATF/720/1

20-80W



ATF/720/2

100-120W



ATF/720/3

150-200W



ATF/720/4

240-300W



Ex Rate:Ex de IIC T6
IP66
Zone 1, 2, & 21, 22
Voltage:90-295 Vac
50-60 Hz
CREE Light Source-
CCT: 5500-6000K
Meanwell Driver
5 Year Warranty

Weight: 5.5kg

Ex Rate:Ex de IIC T6
IP66
Zone 1, 2, & 21, 22
Voltage:90-295 Vac
50-60 Hz
CREE Light Source-
CCT: 5500-6000K
Meanwell Driver
5 Year Warranty

Weight: 8.9kg

Ex Rate:Ex de IIC T6
IP66
Zone 1, 2, & 21, 22
Voltage:90-295 Vac
50-60 Hz
CREE Light Source-
CCT: 5500-6000K
Meanwell Driver
5 Year Warranty

Weight: 12.2kg

Ex Rate:Ex de IIC T6
IP66
Zone 1, 2, & 21, 22
Voltage:90-295 Vac
50-60 Hz
CREE Light Source-
CCT: 5500-6000K
Meanwell Driver
5 Year Warranty

Weight: 15.5kg

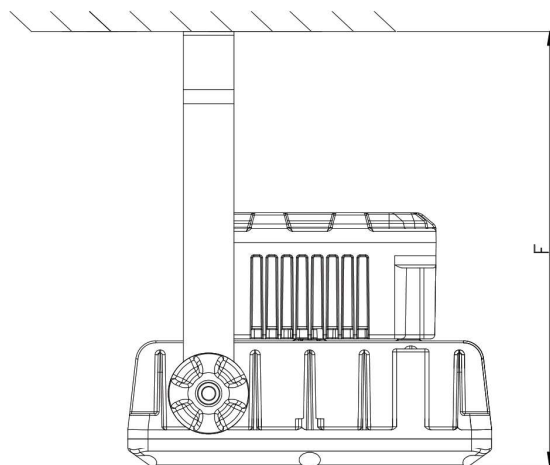
	A	B	C	D	E	F	G	H
ATF/720/1	304	264	219	180	126	216	227	219
ATF/720/2	384	344	273	240	126	255	277	273
ATF/720/3	472	418	315	275	130	295	320	315
ATF/720/4	544	492	371	330	130	341	374	371

ATF/720/1 Bracket	
ATF/720/2 Bracket	
ATF/720/3 Bracket	
ATF/720/4 Bracket	

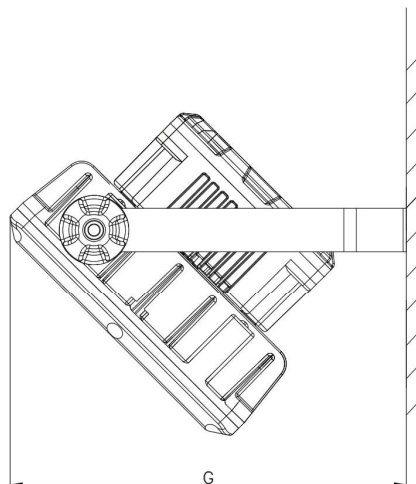
Titan Ex Floodlight

MOUNTING INFORMATION

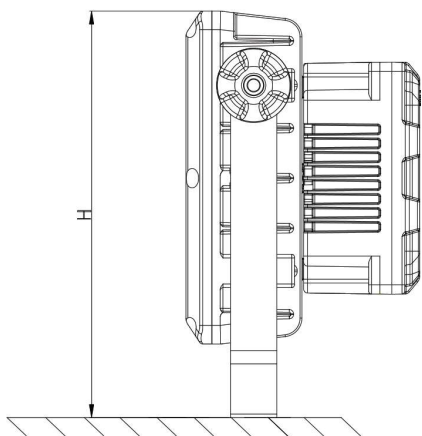
Ceiling Mount



Wall Mount



Bracket Mount



Street Mount

